

REQUEST FOR LEGISLATIVE ACTION
EXECUTIVE OFFICE

Version 6/10/19

Completed by County Counselor's Office:



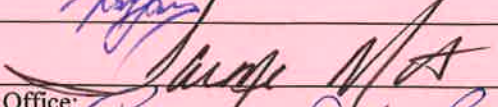
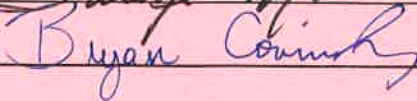
Res/Ord No.: 20254

Sponsor(s): Ronald E. Finley

Date: September 16, 2019

SEP 10 2019

<p>SUBJECT</p>	<p>Action Requested <input type="checkbox"/> Resolution <input type="checkbox"/> Ordinance</p> <p>Project/Title: Authorizing the Five-Year Extension of term and supply contract for HVAC Parts, Service, Installation and Repair with Johnson Controls Building Solutions of Lenexa, KS under the terms and conditions of GSA contract GS-06F-0060P, an existing competitively bid contract.</p>										
<p>BUDGET INFORMATION <i>To be completed By Requesting Department and Finance</i></p>	<table border="1"> <tr> <td>Amount authorized by this legislation this fiscal year:</td> <td>\$</td> </tr> <tr> <td>Amount previously authorized this fiscal year:</td> <td></td> </tr> <tr> <td>Total amount authorized after this legislative action:</td> <td>\$</td> </tr> <tr> <td>Amount budgeted for this item * (including transfers):</td> <td>\$</td> </tr> <tr> <td>Source of funding (name of fund) and account code number:</td> <td>\$</td> </tr> </table> <p>* If account includes additional funds for other expenses, total budgeted in the account is: \$</p> <p>OTHER FINANCIAL INFORMATION:</p> <p><input type="checkbox"/> No budget impact (no fiscal note required) <input checked="" type="checkbox"/> Term and Supply Contract (funds approved in the annual budget); estimated value and use of contract: Department: Facilities Management Estimated Use: \$150,000.00</p> <p>Prior Year Budget (if applicable): Prior Year Actual Amount Spent (if applicable):</p>	Amount authorized by this legislation this fiscal year:	\$	Amount previously authorized this fiscal year:		Total amount authorized after this legislative action:	\$	Amount budgeted for this item * (including transfers):	\$	Source of funding (name of fund) and account code number:	\$
Amount authorized by this legislation this fiscal year:	\$										
Amount previously authorized this fiscal year:											
Total amount authorized after this legislative action:	\$										
Amount budgeted for this item * (including transfers):	\$										
Source of funding (name of fund) and account code number:	\$										
<p>PRIOR LEGISLATION</p>	<p>Prior ordinances and (date): Prior resolutions and (date): 19299 (October, 2016)</p>										
<p>CONTACT INFORMATION</p>	<p>RLA drafted by (name, title, & phone): Katie Bartle, Senior Buyer, 816-881-3465</p>										
<p>REQUEST SUMMARY</p>	<p>The Facilities Management Division of Public Works requires a term and supply contract for Johnson Controls HVAC Parts, Service, Installation and Repair in order to maintain satisfactory working climates in County facilities. The County has used GSA contract GS-06F-0060P to fulfill this need, and the most recent term of this contract expired on July 13, 2019. GSA has extended this contract for an additional five years, and the Facilities Division of Public Works recommends continued use of this contract.</p> <p>Pursuant to Chapter 1030.4 of the Jackson County Code, the Purchasing Department recommends the Five-Year Extension of term and supply contract for HVAC Parts, Service, Installation and Repair with Johnson Controls Building Solutions of Lenexa, KS under the terms and conditions of GSA contract GS-06F-0060P, an existing competitively bid contract.</p> <p>The Purchasing Department recommends purchases be made under this contract due to higher volume discounts offered to larger government entities.</p> <p>This award is made on an "as needed" basis and does not obligate Jackson County to pay any specific amount.</p>										
<p>CLEARANCE</p>	<p><input type="checkbox"/> Tax Clearance Completed (Purchasing & Department) N/A <input checked="" type="checkbox"/> Business License Verified (Purchasing & Department) <input checked="" type="checkbox"/> Chapter 6 Compliance - Affirmative Action/Prevailing Wage (County Auditor's Office)</p>										
<p>COMPLIANCE</p>	<p><input type="checkbox"/> MBE Goals <input type="checkbox"/> WBE Goals N/A <input type="checkbox"/> VBE Goals</p>										

ATTACHMENTS	Recommendation Memo from Using Department, pertinent pages of the GSA Contract Extension for GS-06F-0060P	
REVIEW	Department Director: 	Date: 9-6-19
	Finance (Budget Approval): <i>If applicable</i> 	Date: 9/10/19
	Division Manager: 	Date: 9-10-19
	County Counselor's Office: 	Date: 9/10/19

Fiscal Information (to be verified by Budget Office in Finance Department)

- This expenditure was included in the annual budget.
- Funds for this were encumbered from the _____ Fund in _____.
- There is a balance otherwise unencumbered to the credit of the appropriation to which the expenditure is chargeable and there is a cash balance otherwise unencumbered in the treasury to the credit of the fund from which payment is to be made each sufficient to provide for the obligation herein authorized.
- Funds sufficient for this expenditure will be/were appropriated by Ordinance # _____
- Funds sufficient for this appropriation are available from the source indicated below.

Account Number:	Account Title:	Amount Not to Exceed:

- This award is made on a need basis and does not obligate Jackson County to pay any specific amount. The availability of funds for specific purchases will, of necessity, be determined as each using agency places its order.
- This legislative action does not impact the County financially and does not require Finance/Budget approval.



JACKSON COUNTY

Public Works Department

Jackson County Technical Center
303 West Walnut Street
Independence, Missouri 64050
jacksongov.org

(816) 881-4530
Fax: (816) 881-4448

Memorandum

To: Katie Bartle, Senior Buyer, Finance and Purchasing
From: Brian Gaddie, PE, Director of Public Works
Date: September 4th, 2019
RE: Term and Supply Recommendation – Johnson Controls, Inc

Katie,

The Department of Public Works is requesting that the Department of Purchasing recognize the existing government contract held by the GSA and employ Johnson Controls, Inc. as a term and supply vendor. We believe that having Johnson Controls, Inc. on term and supply could provide a substantial benefit to the Department of Public Works and the County. We estimate that an annual total of \$150,000 would be sufficient in completing the tasks necessary by this vendor. The funds for these services will be allocated from Other Contractual Services within the various Facilities Management account codes.

Thank you for your consideration with the above term and supply recommendation.

Professionally,

A handwritten signature in black ink, appearing to read "B. Gaddie".

Brian Gaddie, P.E.
Director of Public Works



GENERAL SERVICES ADMINISTRATION
Schedule 03FAC Facilities Maintenance and Management
Federal Acquisition Service
Authorized Federal Supply Schedule Price List

On-line access to contract ordering information, terms and conditions, up-to-date pricing, and the option to create an electronic delivery order are available through GSA Advantage!, a menu-driven database system. The Internet address for GSA Advantage! is: <https://www.GSAAdvantage.gov>

Johnson Controls, Inc.
507 E. Michigan Street
Milwaukee, WI 53202

Phone: 1-240-683-7670
Fax: 1-240-683-7601
Email: john.s.wenzel@jci.com
Website: www.johnsoncontrols.com

Business Size: Large

For more information on ordering from Federal Supply Schedules, see:
<http://www.gsa.gov/schedules>

Contract Number: GS-06F-0060P
Modification: PO-0026, 07/14/19

Contract Option Period 3: 7/14/19 through 7/13/24

Special Item Numbers:

811 002 Complete Facilities Maintenance
811 005 Refrigeration, Heating, Ventilation, Air
Conditioner, Boiler and Chiller HVAC Maintenance
871 202 Energy Management Planning and
Strategies
871 203 Training on Energy Management
871 204 Metering Services
871 205 Energy Program Support Services
871 206 Building Commissioning Services
871 207 Energy Audit Services
871 208 Resource Efficiency Management (REM)
871 209 Innovations in Renewable Energy
871 210 Water Conservation
003 97 Ancillary Repair and Alterations
03FAC-500 Order-Level Materials

Johnson Controls offers products and services that optimize energy use and improve comfort and security.

Johnson Controls is a leading full-line service provider of mechanical equipment as well as systems that control heating, ventilation, air conditioning (HVAC), lighting, security and fire management in non-residential buildings. Services include complete mechanical and electrical maintenance and repair.



HOURLY RATES FOR SERVICES

***Regular Hours:** 7:00 am - 4:00 pm Monday - Friday

***Time-and-a-half:** All hours worked over 8 hours in one day or 40 hours cumulative in one week, except when they fall on holiday or Sunday (unless Sunday is part of your regular work week), will be charged at 1½ times the GSA regular hourly rate.
Minimum hrs = 4

***Double-Time:** Double time applies to hours worked on official holidays and Sundays (unless Sunday is part of your regular work week) and will be charged at 2 times the GSA regular hourly rate.
Minimum hrs = 4
Holiday time must be in 8-hour increments

Option Period Three, Year One - 7/14/19 - 7/13/20 GSA Regular Hourly Rates* (SINs 811 002, 811 005, 003 97)				
Branch / Dispatch Location	Chiller Mechanic	HVAC Mechanic	Controls Service Technician	
ANCHORAGE AK	\$149.75	\$131.82	\$133.61	
BIRMINGHAM AL	\$103.12	\$89.67	\$156.93	
MOBILE AL	\$113.88	\$110.30	\$159.62	
FAYETTEVILLE AR	\$99.54	\$92.06	\$94.94	
LITTLE ROCK AR	\$113.42	\$103.12	\$155.84	
PHOENIX AZ	\$140.79	\$111.19	\$170.38	
TUCSON AZ	\$128.23	\$104.02	\$152.44	
BAY AREA CA	\$197.28	\$170.59	\$206.25	
FRESNO CA	\$138.32	\$124.49	\$143.48	
LOS ANGELES CA	\$156.76	\$120.16	\$173.07	
SACRAMENTO CA	\$161.37	\$133.71	\$160.45	
SAN DIEGO CA	\$145.69	\$119.26	\$169.48	
CHEYENNE/FT. COLLINS CO	\$123.75	\$120.16	\$163.20	
COLORADO SPRINGS CO	\$118.37	\$107.89	\$159.62	
DENVER CO	\$125.54	\$121.06	\$165.89	
NORTHERN CONNECTICUT	\$169.48	\$126.33	\$159.62	
EAST-WEST WASHINGTON DC	\$152.15	\$148.86	\$199.07	
EASTERN SHORE DE	\$150.65	\$152.44	\$157.82	
JACKSONVILLE FL	\$108.81	\$96.82	\$143.48	
MIAMI FL	\$121.06	\$98.64	\$143.48	
ORLANDO FL	\$110.65	\$94.06	\$134.63	
TAMPA FL	\$115.08	\$95.90	\$133.71	
ALBANY GA	\$100.43	\$90.57	\$151.55	
ATLANTA GA	\$119.88	\$102.61	\$156.76	
SAVANNAH GA	\$121.06	\$95.05	\$152.44	
HONOLULU HI	\$134.51	\$134.51	\$143.48	



Option Period Three, Year One - 7/14/19 - 7/13/20
 GSA Regular Hourly Rates* (SINs 811 002, 811 005, 003 97)

Branch / Dispatch Location	Chiller Mechanic	HVAC Mechanic	Controls Service Technician
CEDAR RAPIDS IA	\$131.82	\$107.61	\$150.65
DES MOINES IA	\$140.79	\$115.68	\$156.03
EASTERN IOWA/QUAD CITIES	\$133.61	\$107.61	\$150.65
BOISE ID	\$108.81	\$104.53	\$133.71
CALUMET CITY IL	\$158.72	\$146.17	\$158.72
CHICAGO IL	\$173.96	\$150.65	\$183.83
PEORIA IL	\$147.54	\$134.51	\$150.65
ROCKFORD IL	\$166.79	\$138.99	\$165.89
EVANSVILLE IN	\$135.41	\$102.23	\$156.93
INDIANAPOLIS IN	\$154.92	\$109.33	\$177.05
SOUTH BEND IN	\$140.79	\$109.40	\$156.93
TOPEKA/KANSAS CITY KS	\$141.68	\$130.03	\$165.89
WICHITA KS	\$121.95	\$100.43	\$138.99
LEXINGTON KY	\$127.34	\$100.43	\$159.62
LOUISVILLE KY	\$127.34	\$94.06	\$159.62
BATON ROUGE LA	\$134.51	\$111.19	\$158.72
LAFAYETTE LA	\$102.62	\$89.67	\$156.03
LAKE CHARLES LA	\$108.50	\$89.18	\$150.57
NEW ORLEANS LA	\$131.82	\$109.40	\$154.24
SHREVEPORT LA	\$110.65	\$94.16	\$152.15
BOSTON MA	\$165.06	\$158.60	\$183.83
BALTIMORE MD	\$134.51	\$134.51	\$161.41
WESTERN MARYLAND	\$121.06	\$121.06	\$161.41
PORTLAND ME	\$148.86	\$106.04	\$165.00
ANN ARBOR MI	\$174.28	\$131.86	\$182.58
DETROIT MI	\$175.20	\$129.47	\$193.64
GRAND RAPIDS MI	\$143.85	\$106.97	\$156.76
KALAMAZOO MI	\$144.77	\$106.97	\$152.15
SAGINAW MI	\$147.54	\$106.71	\$151.55
UPPER MI	\$104.92	\$89.67	\$119.26
DULUTH MN	\$117.47	\$107.89	\$134.63
MINNEAPOLIS MN	\$151.55	\$122.75	\$169.48
ROCHESTER MN	\$151.55	\$119.88	\$142.93
ST. CLOUD MN	\$151.52	\$107.89	\$142.58
KANSAS CITY MO	\$147.06	\$134.51	\$165.89
SPRINGFIELD MO	\$101.33	\$92.06	\$134.51
ST. LOUIS MO	\$147.96	\$130.02	\$164.10
JACKSON MS	\$103.28	\$101.33	\$147.96
GREAT FALLS MT	\$103.12	\$92.21	\$143.48
ASHEVILLE NC	\$109.73	\$92.21	\$141.68
CHARLOTTE NC	\$127.25	\$107.89	\$156.76
GREENSBORO NC	\$114.78	\$99.59	\$145.69

Option Period Three, Year One - 7/14/19 - 7/13/20
GSA Regular Hourly Rates* (SINs 811 002, 811 005, 003 97)

Branch / Dispatch Location	Chiller Mechanic	HVAC Mechanic	Controls Service Technician
RALEIGH NC	\$132.72	\$105.81	\$154.24
WILMINGTON NC	\$132.72	\$105.81	\$153.34
FARGO ND	\$105.81	\$92.21	\$128.23
OMAHA NE	\$132.72	\$107.61	\$146.17
NEW JERSEY	\$154.24	\$143.48	\$199.07
SOUTH JERSEY NJ	\$169.74	\$154.24	\$171.27
ALBUQUERQUE NM	\$108.50	\$98.64	\$159.62
LAS VEGAS NV	\$136.30	\$126.44	\$154.24
RENO NV	\$105.49	\$99.59	\$138.32
ALBANY NY	\$151.55	\$128.23	\$165.89
BUFFALO NY	\$133.71	\$119.26	\$169.48
LONG ISLAND NY	\$176.65	\$150.30	\$197.28
NEW YORK CITY	\$176.65	\$175.76	\$196.38
ROCHESTER NY	\$129.13	\$116.57	\$159.62
SYRACUSE NY	\$134.51	\$114.34	\$151.23
WESTCHESTER NY	\$168.75	\$138.32	\$203.56
CINCINNATI OH	\$130.03	\$104.92	\$167.69
CLEVELAND OH	\$130.03	\$114.78	\$166.79
COLUMBUS OH	\$147.54	\$124.49	\$185.35
TOLEDO OH	\$167.83	\$121.72	\$174.28
YOUNGSTOWN OH	\$125.54	\$103.12	\$164.10
OKLAHOMA CITY OK	\$118.92	\$101.43	\$137.40
TULSA OK	\$123.75	\$103.12	\$145.27
PORTLAND OR	\$151.23	\$143.48	\$152.44
ALLENTOWN PA	\$143.85	\$133.30	\$170.38
CENTRAL PA	\$138.10	\$112.09	\$179.35
ERIE PA	\$130.03	\$116.57	\$167.69
PHILADELPHIA PA	\$171.51	\$157.82	\$183.83
PITTSBURGH PA	\$138.99	\$118.37	\$165.00
WILKES BARRE PA	\$148.86	\$141.68	\$156.03
PROVIDENCE RI	\$157.82	\$125.41	\$157.82
CHARLESTON SC	\$116.57	\$100.43	\$155.13
COLUMBIA SC	\$119.88	\$95.90	\$151.55
GREENVILLE SC	\$129.13	\$95.05	\$151.55
SIOUX FALLS SD	\$115.08	\$96.82	\$121.06
CHATTANOOGA TN	\$116.57	\$95.95	\$149.75
KNOXVILLE TN	\$121.72	\$97.74	\$158.60
MEMPHIS TN	\$122.64	\$103.12	\$156.93
NASHVILLE TN	\$130.03	\$104.92	\$156.93
TRI-CITIES TN	\$115.26	\$91.29	\$143.85
AUSTIN TX	\$112.09	\$102.35	\$152.44
BEAUMONT TX	\$116.19	\$96.82	\$152.15

Option Period Three, Year One - 7/14/19 - 7/13/20
GSA Regular Hourly Rates* (SINs 811 002, 811 005, 003 97)

Branch / Dispatch Location	Chiller Mechanic	HVAC Mechanic	Controls Service Technician
CORPUS CHRISTI TX	\$103.12	\$98.64	\$130.92
DALLAS TX	\$138.10	\$118.37	\$170.38
EL PASO TX	\$100.43	\$86.68	\$144.37
HOUSTON TX	\$124.49	\$110.65	\$170.59
LUBBOCK TX	\$130.92	\$97.74	\$149.75
SAN ANTONIO TX	\$125.54	\$104.92	\$163.20
WACO TX	\$107.61	\$98.64	\$152.44
SALT LAKE CITY UT	\$121.95	\$112.99	\$140.79
CHARLOTTESVILLE VA	\$123.75	\$98.64	\$152.15
NORFOLK VA	\$123.75	\$98.64	\$149.75
RICHMOND VA	\$127.25	\$100.43	\$150.65
ROANOKE VA	\$123.75	\$113.88	\$150.65
SEATTLE WA	\$142.93	\$133.71	\$144.37
SPOKANE WA	\$112.09	\$110.65	\$134.51
APPLETON WI	\$121.95	\$104.02	\$133.61
MADISON WI	\$141.68	\$128.23	\$165.89
MILWAUKEE WI	\$142.58	\$116.57	\$175.76
WESTERN WISCONSIN	\$123.56	\$110.30	\$147.96
CHARLESTON WV	\$127.34	\$104.02	\$157.82
CASPER WY	\$118.37	\$102.23	\$140.79

Option Period Three, Year One - 7/14/19 - 7/13/20
GSA Regular Hourly Rates* (SINs 871-202, 203, 204, 205, 206, 207, 208, 209 & 210)

SIN(s)	Labor Category	GSA Regular Hourly Rate*
871-202, 203, 204, 205, 206, 207, 208, 209 & 210	Administrative Clerk	\$44.19
871-202, 203, 204, 205, 206, 207, 208, 209 & 210	Administrative Assistant I	\$72.07
871-202, 203, 204, 205, 206, 207, 208, 209 & 210	Administrative Assistant II	\$93.51
871-202, 203, 204, 205, 206, 207, 208, 209 & 210	Administrative Assistant IV	\$130.81
871-202, 203, 204, 205, 206, 207, 208, 209 & 210	Administrative Assistant V	\$160.33
871-202, 203, 204, 205, 206, 207, 208, 209 & 210	Construction Manager	\$123.75



Option Period Three, Year One - 7/14/19 - 7/13/20
 GSA Regular Hourly Rates* (SINs 871-202, 203, 204, 205, 206, 207, 208, 209 & 210)

SIN(s)	Labor Category	GSA Regular Hourly Rate*
871-202, 203, 204, 205, 206, 207, 208, 209 & 210	Contract Administrator I	\$185.93
871-202, 203, 204, 205, 206, 207, 208, 209 & 210	Contract Administrator II	\$199.32
871-202, 203, 204, 205, 206, 207, 208, 209 & 210	Contract Administrator III	\$212.13
871-202, 203, 204, 205, 206, 207, 208, 209 & 210	Document Control Administrator	\$88.72
871-202, 203, 204, 205, 206, 207, 208, 209 & 210	Document Control Manager	\$203.30
871-202, 203, 204, 205, 206, 207, 208, 209 & 210	Document Control Manager Sr	\$238.64
871-202, 203, 204, 205, 206, 207, 208, 209 & 210	Engineer Apprentice	\$43.64
871-202, 203, 204, 205, 206, 207, 208, 209 & 210	Engineer I	\$106.95
871-202, 203, 204, 205, 206, 207, 208, 209 & 210	Engineer II	\$131.31
871-202, 203, 204, 205, 206, 207, 208, 209 & 210	Engineer III	\$152.61
871-202, 203, 204, 205, 206, 207, 208, 209 & 210	Engineer IV	\$169.96
871-202, 203, 204, 205, 206, 207, 208, 209 & 210	Installation Manager	\$216.22
871-202, 203, 204, 205, 206, 207, 208, 209 & 210	Operations Specialist I	\$109.91
871-202, 203, 204, 205, 206, 207, 208, 209 & 210	Operations Specialist III	\$152.02
871-202, 203, 204, 205, 206, 207, 208, 209 & 210	Operations Analyst I	\$223.87
871-202, 203, 204, 205, 206, 207, 208, 209 & 210	Operations Analyst II	\$244.07
871-202, 203, 204, 205, 206, 207, 208, 209 & 210	Operations Analyst III	\$264.41
871-202, 203, 204, 205, 206, 207, 208, 209 & 210	Performance Assurance Engineer I	\$135.17
871-202, 203, 204, 205, 206, 207, 208, 209 & 210	Performance Assurance Engineer II	\$156.61
871-202, 203, 204, 205, 206, 207, 208, 209 & 210	Performance Assurance Engineer III	\$169.80
871-202, 203, 204, 205, 206, 207, 208, 209 & 210	Performance Assurance Engineer IV	\$183.79
871-202, 203, 204, 205, 206, 207, 208, 209 & 210	Performance Assurance Engineer V	\$201.00



Option Period Three, Year One - 7/14/19 - 7/13/20 GSA Regular Hourly Rates* (SINs 871-202, 203, 204, 205, 206, 207, 208, 209 & 210)		
SIN(s)	Labor Category	GSA Regular Hourly Rate*
871-202, 203, 204, 205, 206, 207, 208, 209 & 210	Program Manager I	\$130.81
871-202, 203, 204, 205, 206, 207, 208, 209 & 210	Program Manager II	\$159.71
871-202, 203, 204, 205, 206, 207, 208, 209 & 210	Program Manager III	\$195.20
871-202, 203, 204, 205, 206, 207, 208, 209 & 210	Program Manager IV	\$220.89
871-202, 203, 204, 205, 206, 207, 208, 209 & 210	Project Development Engineer I	\$117.42
871-202, 203, 204, 205, 206, 207, 208, 209 & 210	Project Development Engineer II	\$152.51
871-202, 203, 204, 205, 206, 207, 208, 209 & 210	Project Development Engineer III	\$173.36
871-202, 203, 204, 205, 206, 207, 208, 209 & 210	Project Development Engineer IV	\$189.88
871-202, 203, 204, 205, 206, 207, 208, 209 & 210	Project Development Engineer V	\$207.22
871-202, 203, 204, 205, 206, 207, 208, 209 & 210	Project Development Engineer Sr	\$225.24
871-202, 203, 204, 205, 206, 207, 208, 209 & 210	Project Manager I	\$145.12
871-202, 203, 204, 205, 206, 207, 208, 209 & 210	Project Manager II	\$168.58
871-202, 203, 204, 205, 206, 207, 208, 209 & 210	Project Manager III	\$189.19
871-202, 203, 204, 205, 206, 207, 208, 209 & 210	Project Manager IV	\$205.96
871-202, 203, 204, 205, 206, 207, 208, 209 & 210	Project Manager V	\$226.17
871-202, 203, 204, 205, 206, 207, 208, 209 & 210	Proposal Manager I	\$138.75
871-202, 203, 204, 205, 206, 207, 208, 209 & 210	Proposal Manager II	\$177.46
871-202, 203, 204, 205, 206, 207, 208, 209 & 210	Proposal Manager III	\$199.32
871-202, 203, 204, 205, 206, 207, 208, 209 & 210	Proposal Manager IV	\$212.13
871-202, 203, 204, 205, 206, 207, 208, 209 & 210	Quality Control Inspector	\$141.96
871-202, 203, 204, 205, 206, 207, 208, 209 & 210	QA/QC Program Development Support/Monitoring I	\$145.12
871-202, 203, 204, 205, 206, 207, 208, 209 & 210	QA/QC Program Development Support/Monitoring II	\$175.01



Option Period Three, Year One - 7/14/19 - 7/13/20 GSA Regular Hourly Rates* (SINs 871-202, 203, 204, 205, 206, 207, 208, 209 & 210)		
SIN(s)	Labor Category	GSA Regular Hourly Rate*
871-202, 203, 204, 205, 206, 207, 208, 209 & 210	QA/QC Program Development Support/Monitoring III	\$193.43
871-202, 203, 204, 205, 206, 207, 208, 209 & 210	QA/QC Program Development Support/Monitoring IV	\$212.62
871-202, 203, 204, 205, 206, 207, 208, 209 & 210	QA/QC Program Development Support/Monitoring V	\$230.96
871-202, 203, 204, 205, 206, 207, 208, 209 & 210	QA/QC Program Development Support/Monitoring Sr	\$254.06
871-202, 203, 204, 205, 206, 207, 208, 209 & 210	Safety Program Development Support/Monitoring I	\$159.71
871-202, 203, 204, 205, 206, 207, 208, 209 & 210	Safety Program Development Support/Monitoring II	\$185.62
871-202, 203, 204, 205, 206, 207, 208, 209 & 210	Safety Program Development Support/Monitoring III	\$203.30
871-202, 203, 204, 205, 206, 207, 208, 209 & 210	Safety Program Development Support/Monitoring IV	\$230.96
871-202, 203, 204, 205, 206, 207, 208, 209 & 210	Safety Program Development Support/Monitoring V	\$248.60
871-202, 203, 204, 205, 206, 207, 208, 209 & 210	Solutions Development Leader I	\$166.02
871-202, 203, 204, 205, 206, 207, 208, 209 & 210	Solutions Development Leader II	\$194.53
871-202, 203, 204, 205, 206, 207, 208, 209 & 210	Solutions Development Leader III	\$216.70
871-202, 203, 204, 205, 206, 207, 208, 209 & 210	Solutions Development Leader IV	\$225.24
871-202, 203, 204, 205, 206, 207, 208, 209 & 210	Sub-Contract Administrator	\$106.47
871-202, 203, 204, 205, 206, 207, 208, 209 & 210	Sub-Contract Administrator Sr	\$143.74
871-202, 203, 204, 205, 206, 207, 208, 209 & 210	Superintendent I	\$91.89
871-202, 203, 204, 205, 206, 207, 208, 209 & 210	Superintendent II	\$114.91
871-202, 203, 204, 205, 206, 207, 208, 209 & 210	Superintendent III	\$135.16
871-202, 203, 204, 205, 206, 207, 208, 209 & 210	Superintendent IV	\$162.16
871-202, 203, 204, 205, 206, 207, 208, 209 & 210	Systems Technician I	\$76.69
871-202, 203, 204, 205, 206, 207, 208, 209 & 210	Systems Technician II	\$90.48
871-202, 203, 204, 205, 206, 207, 208, 209 & 210	Systems Technician III	\$102.52



Option Period Three, Year One - 7/14/19 - 7/13/20
GSA Regular Hourly Rates* (SINs 871-202, 203, 204, 205, 206, 207, 208, 209 & 210)

SIN(s)	Labor Category	GSA Regular Hourly Rate*
871-202, 203, 204, 205, 206, 207, 208, 209 & 210	Systems Technician V	\$156.17