



1826 Linn St., • North Kansas City, Missouri • 64110  
Ph :816-921-6002 Fax: 816-920-0502

## Proposal: Jackson County Service Contract Building at New Natural Resources Area

3314 Rennau, Lee's Summit, Missouri 64064

Date: ~~August 23, 2024~~ **Revised September 22, 2025**

To: Jackson County - Facilities  
Attention: Tina Spallo  
Email: TSpallo@jacksongov.org  
Phone Contact: 816-503-4800

RFP: Building at New Natural Resources Area  
3314 Rennau, Lee's Summit, MO 64064

---

*Hartline Construction, LLC is W/DBE certified by The City of Kansas City Missouri and States of MO and KS.*

---

### Scope of Work:

Hartline Construction presents this Firm Fixed Proposal for the above-mentioned project and below scope of work. A site visit was performed with Jackson County Park + Rec and Hartline Construction.

### Work Includes: (material and installation unless noted below):

Size: 40 x 100 x 20' eave building, per sketch attached

- Site excavation to level area for new steel building.
- Steel Building and Erection, Steel all Made/manufactured in USA.
  - Stamped engineered plan
  - Garage Area, climate control with walls.
  - Chemical Storage
  - 2 qty. Storage Rooms
  - Open Garage without walls
- Concrete Slab/Frost Footing.
- Interior Walls, Metal Stud/Drywall
  - Tape Fill, Finish and Paint.

- Close Cell spray insulation on roof and wall climate control spaces.
- Eye Wash Station at Chemical Storage
- 3 qty. overhead doors
- 7-man doors with frames and contractor core locks
- 10 qty. steel bollards protect overhead doors and edges of buildings.
- MEP as necessary for building code.
- Fencing per drawing attached from Jackson County Park + Rec
- Hosting for building

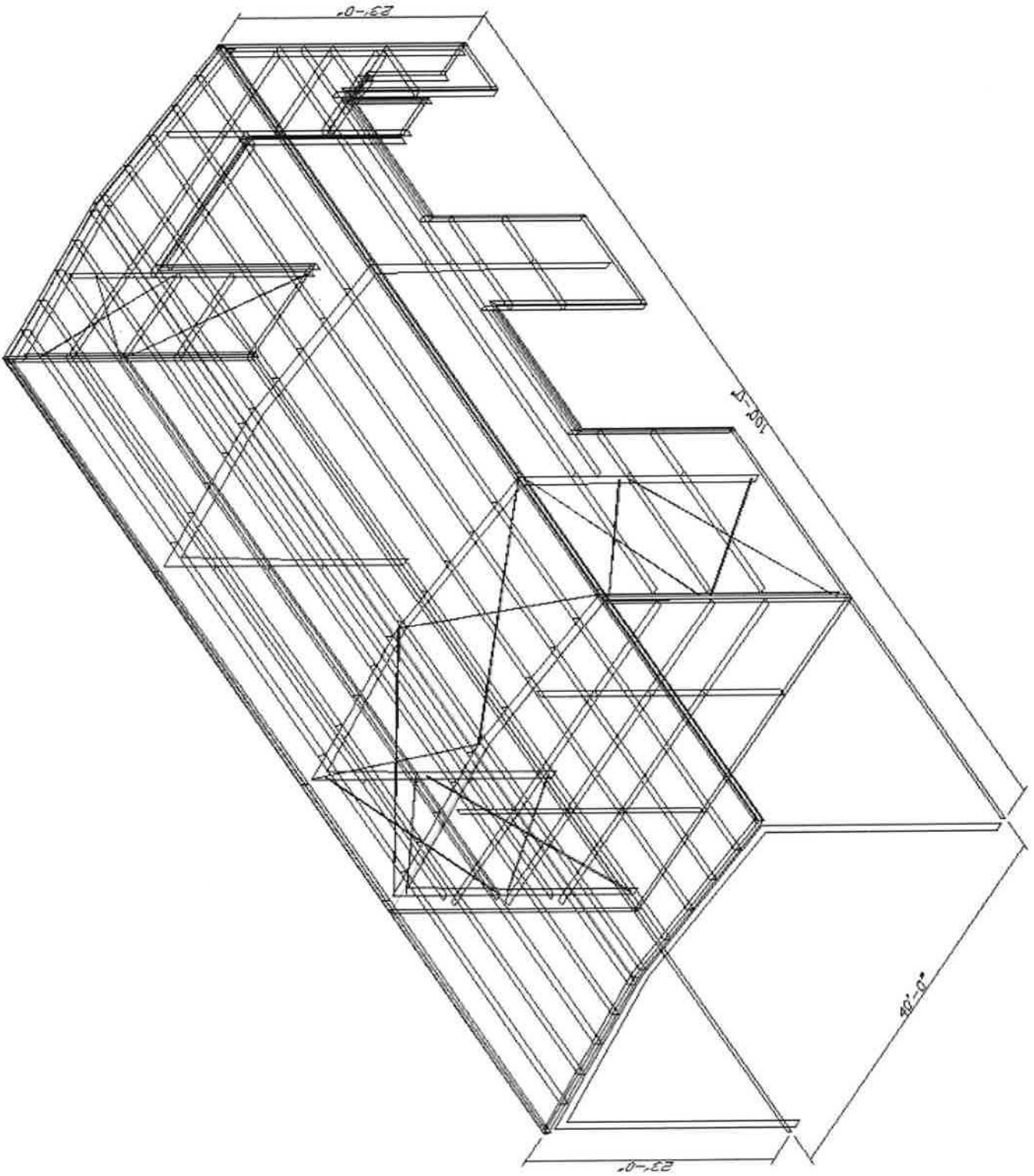
### Project Notes:

- |   |   |
|---|---|
| <ul style="list-style-type: none"> <li>• One mobilization until the project is complete.</li> <li>• Prevailing wage/Davis Bascon Wages</li> <li>• OSHA safety.</li> </ul> | <ul style="list-style-type: none"> <li>• Straight time labor 8-hour M-F; 7:00-3:30 or 10-hour M-Th: 6:00-4:30.</li> <li>• Clean up of above-referenced SOW.</li> <li>• No permit, Inspection by Jackson County Missouri.</li> </ul> |
|---|---|

### Work Excluded:

- |   |   |
|---|---|
| <ul style="list-style-type: none"> <li>• Overtime and holiday labor.</li> </ul> | <ul style="list-style-type: none"> <li>• All Sales Tax</li> </ul> |
|---|---|

<b>Sales Tax:</b>	<b>NO</b>
<b>Proposal</b>	<b>\$ 563,425.00</b>



**CODE & LOADS**

Building Code: IBC 18	Closed / Open / Partial : E	Wind Load: 115	Dead Load: 2.00	Collateral Load: 2.00	Sa: 0.100	Site Class: D
Load Reduction: Yes	Risk/Occupancy Cat.: II	Exposure: B	Live Load: 20.00	Roof Snow Load: 14.0 0	S1: 0.068	SDC: B

**BUILDING SPECIFICATIONS**

Width: 40	Length: 100	Eave Height (L/R): 23 / 23	Slope (Back/Front): 1.0:12 / 1.0:12	Peak Offset: 20
Column Shape: Tapered	Left End Frame: Inset	Right End Frame: Bearing	Interior Framing: Clear Span	
Left Wall Spacing: 1@12.5 1@15 1@12.5	Sidewall Spacing: 1@30 1@15 2@27.5	Right Wall Spacing: 1@11 1@18 1@11		

**Back Sidewall:**

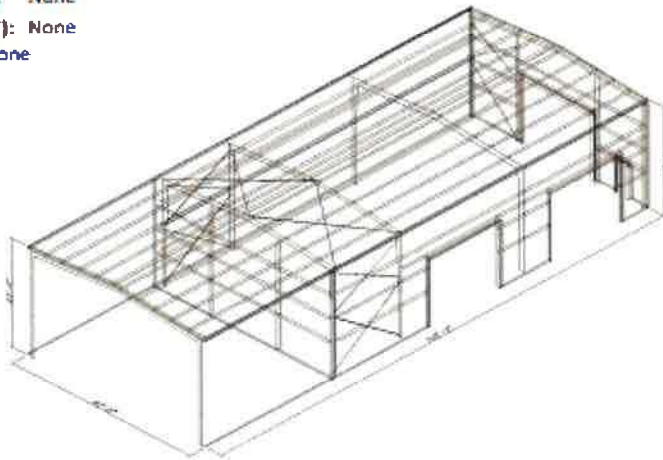
Girt Type: Bypass Girth Depth (in): Per Design  
 Bracing: X-Bracing  
 Eave Extension (FT): None Soffit: None  
 Liner Panels: None  
 Gutter (LFT): None  
 Downspouts (QTY.): None  
 Wainscot Height (FT): None  
 Panel Transition: None

**Roof:**

Bracing: X-Bracing  
 Liner Panels: None  
 Purlin Depth (in): Per Design

**Right Endwall:**

Girt Type: Flush Girth Depth (in): Per Design  
 Bracing: X-Bracing  
 Gable Extension (FT): None Soffit: None  
 Liner Panels: None  
 Wainscot Height (FT): None  
 Panel Transition: None

**Left Endwall:**

Girt Type: Flush Girth Depth (in): Per Design  
 Bracing: None  
 Gable Extension (FT): None Soffit: None  
 Liner Panels: None  
 Wainscot Height (FT): None  
 Panel Transition: None

Base:  
 Base Notch: No  
 Base Member: Angle  
 Base Trim: Yes

**Front Sidewall:**

Girt Type: Bypass Girth Depth (in): Per Design  
 Bracing: X-Bracing  
 Eave Extension (FT): None Soffit: None  
 Liner Panels: None  
 Gutter (LFT): None  
 Downspouts (QTY.): None  
 Wainscot Height (FT): None  
 Panel Transition: None

**BUILDING PANEL & TRIM****Roof:**

Panel Type: 26 Ga. PBR  
 Panel Color: 1 Galvalume  
 Member Screws: Driller Long Life  
 Screw Length: Medium SSR Clip height: N/A  
 Soffit Color: None

Note: For standing seam roof, the standard purlin bracing is sag strap, all else per design

**Walls:**

Panel Type: 26 PBR  
 Panel Color: Sig 200 Wall  
 Member Screws: Driller Standard  
 Screw Length: Medium  
 Wainscot Color: None  
 Jamb Trim Style: With Cover trim

**Trim Color:**

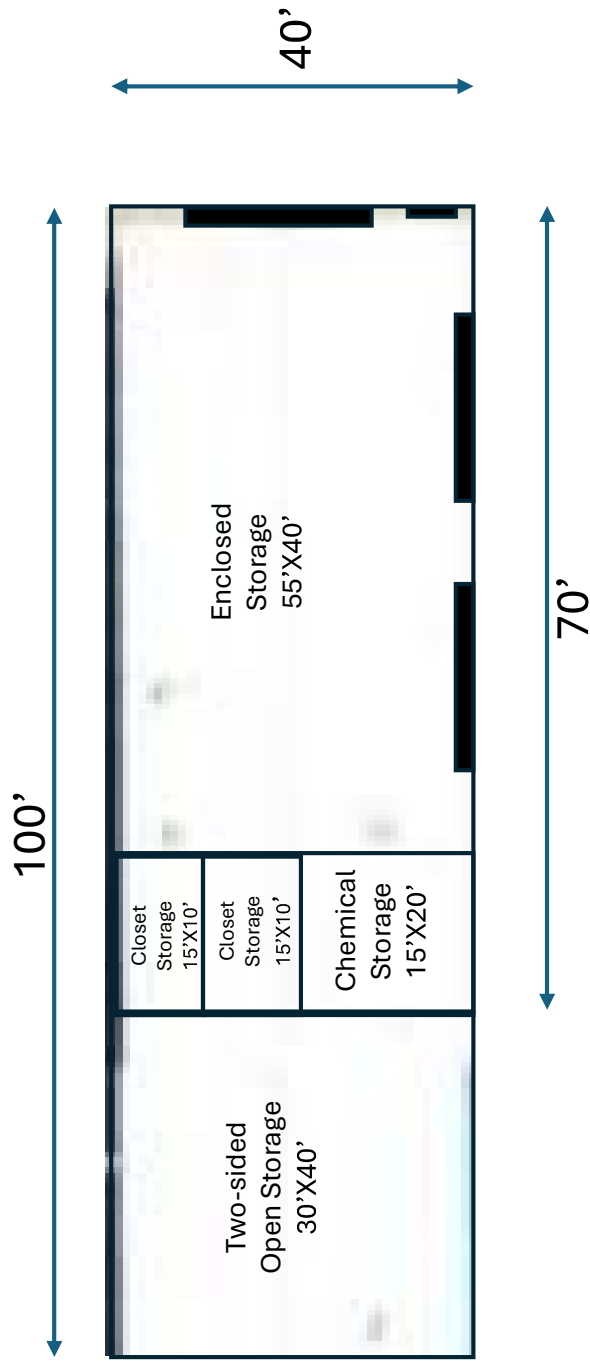
Gable Trim: Sig 200 Trim  
 Corner Trim: Sig 200 Trim  
 Eave: Sig 200 Trim  
 Gutter: None  
 Downspout: None  
 Jamb Trim: Sig 200 Trim  
 Wainscot Transition Trim: None






New Building  
40'X100'  
(70'x40 enclosed)

Concept Storage Building Site Sketch (not to scale)



Plan View



Front  
Perspective

## Concept Storage Building

40'X100'

40'x70' Fully Enclosed Area  
(not to scale)