




REQUEST FOR LEGISLATIVE ACTION

Completed by County Counselor's Office:

Res/~~Ord~~ No.: 19788

Sponsor(s): Dennis Waits

Date: March 26, 2018

SUBJECT	<p>Action Requested <input checked="" type="checkbox"/> Resolution <input type="checkbox"/> Ordinance</p> <p>Project/Title: <u>A Resolution to transfer \$89,671 within the General Fund, \$32,473 within the Special Road & Bridge Fund, from the respective Reserve Operating accounts to the Non-Departmental Dues & Memberships accounts, in relation to membership dues to the Mid-America Regional Council (MARC).</u></p>																							
BUDGET INFORMATION <i>To be completed By Requesting Department and Finance</i>	<table border="1" data-bbox="326 583 1515 1024"> <tr> <td>Amount authorized by this legislation this fiscal year:</td> <td style="text-align: right;">\$122,144</td> </tr> <tr> <td>Amount previously authorized this fiscal year:</td> <td></td> </tr> <tr> <td>Total amount authorized after this legislative action:</td> <td style="text-align: right;">\$122,144</td> </tr> <tr> <td>Amount budgeted for this item * (including transfers):</td> <td></td> </tr> <tr> <td>Source of funding (name of fund) and account code number;</td> <td></td> </tr> <tr> <td><u>FROM ACCT:</u></td> <td style="text-align: right;"><u>FROM AMOUNT</u></td> </tr> <tr> <td>001-8006-56835 General Fund – Reserve - Reserve-Operating</td> <td style="text-align: right;">\$ 89,671</td> </tr> <tr> <td>004-8006-56838 Road & Bridge Fund – Reserve – Reserve-Operating</td> <td style="text-align: right;">32,473</td> </tr> <tr> <td><u>TO ACCT:</u></td> <td style="text-align: right;"><u>TO AMOUNT</u></td> </tr> <tr> <td>001-5101-56710 General Fund – Non-Departmental - Dues & Memberships</td> <td style="text-align: right;">\$ 89,671</td> </tr> <tr> <td>004-5104-56710 Road & Bridge Fund – Non-Departmental - Dues & Memberships</td> <td style="text-align: right;">32,473</td> </tr> </table> <p>* If account includes additional funds for other expenses, total budgeted in the account is: \$</p> <p>OTHER FINANCIAL INFORMATION:</p> <p><input type="checkbox"/> No budget impact (no fiscal note required) <input type="checkbox"/> Term and Supply Contract (funds approved in the annual budget); estimated value and use of contract: Department: _____ Estimated Use: \$ _____ Prior Year Budget (if applicable): _____ Prior Year Actual Amount Spent (if applicable): _____</p>		Amount authorized by this legislation this fiscal year:	\$122,144	Amount previously authorized this fiscal year:		Total amount authorized after this legislative action:	\$122,144	Amount budgeted for this item * (including transfers):		Source of funding (name of fund) and account code number;		<u>FROM ACCT:</u>	<u>FROM AMOUNT</u>	001-8006-56835 General Fund – Reserve - Reserve-Operating	\$ 89,671	004-8006-56838 Road & Bridge Fund – Reserve – Reserve-Operating	32,473	<u>TO ACCT:</u>	<u>TO AMOUNT</u>	001-5101-56710 General Fund – Non-Departmental - Dues & Memberships	\$ 89,671	004-5104-56710 Road & Bridge Fund – Non-Departmental - Dues & Memberships	32,473
Amount authorized by this legislation this fiscal year:	\$122,144																							
Amount previously authorized this fiscal year:																								
Total amount authorized after this legislative action:	\$122,144																							
Amount budgeted for this item * (including transfers):																								
Source of funding (name of fund) and account code number;																								
<u>FROM ACCT:</u>	<u>FROM AMOUNT</u>																							
001-8006-56835 General Fund – Reserve - Reserve-Operating	\$ 89,671																							
004-8006-56838 Road & Bridge Fund – Reserve – Reserve-Operating	32,473																							
<u>TO ACCT:</u>	<u>TO AMOUNT</u>																							
001-5101-56710 General Fund – Non-Departmental - Dues & Memberships	\$ 89,671																							
004-5104-56710 Road & Bridge Fund – Non-Departmental - Dues & Memberships	32,473																							
PRIOR LEGISLATION	<p>Prior ordinances and (date): _____ Prior resolutions and (date): 5062, 12/16/2017;</p>																							
CONTACT INFORMATION	<p>RLA drafted by (name, title, & phone): Mark Lang, Budget Officer, 881-3851</p>																							
REQUEST SUMMARY	<p>This Resolution is for the transfer of funds in relationship to the membership dues to the Mid-America Regional Council (MARC) for 2018. See the attached for a description of dues.</p>																							
CLEARANCE	<p><input type="checkbox"/> Tax Clearance Completed (Purchasing & Department) <input type="checkbox"/> Business License Verified (Purchasing & Department) <input type="checkbox"/> Chapter 6 Compliance - Affirmative Action/Prevailing Wage (County Auditor's Office)</p>																							
ATTACHMENTS	<p>Mid-America Regional Council (MARC) 2018 Dues Invoice</p>																							
REVIEW	<table border="1" data-bbox="313 1688 1544 1940"> <tr> <td>Department Director:</td> <td>Date:</td> </tr> <tr> <td>Finance (Budget Approval): <i>If applicable</i> </td> <td>Date: 3/14/18</td> </tr> <tr> <td>Division Manager:</td> <td>Date:</td> </tr> <tr> <td>County Counselor's Office:</td> <td>Date:</td> </tr> </table>		Department Director:	Date:	Finance (Budget Approval): <i>If applicable</i> 	Date: 3/14/18	Division Manager:	Date:	County Counselor's Office:	Date:														
Department Director:	Date:																							
Finance (Budget Approval): <i>If applicable</i> 	Date: 3/14/18																							
Division Manager:	Date:																							
County Counselor's Office:	Date:																							

Fiscal Information (to be verified by Budget Office in Finance Department)

- This expenditure was included in the annual budget.
- Funds for this were encumbered from the _____ Fund in _____.
- There is a balance otherwise unencumbered to the credit of the appropriation to which the expenditure is chargeable and there is a cash balance otherwise unencumbered in the treasury to the credit of the fund from which payment is to be made each sufficient to provide for the obligation herein authorized.
- Funds sufficient for this expenditure will be/were appropriated by Ordinance # _____
- Funds sufficient for this appropriation are available from the source indicated below.

Account Number:	Account Title:	Amount Not to Exceed:

- This award is made on a need basis and does not obligate Jackson County to pay any specific amount. The availability of funds for specific purchases will, of necessity, be determined as each using agency places its order.
- This legislative action does not impact the County financially and does not require Finance/Budget approval.

600 Broadway, Suite 200
Kansas City, Missouri 64105-1659

816-474-4240
816-421-7758 FAX
www.marc.org



MAR 6 2018

March 1, 2018

Honorable Frank White
County Executive
Jackson County Courthouse
415 East 12th Street, 2nd Floor
Kansas City, MO 64106

Dear Honorable White:

Enclosed is an invoice for Jackson County's 2018 per capita membership dues to the Mid-America Regional Council (MARC). MARC uses local member dues as match for federal, state and private grants that advance regional progress across a wide variety of programs related to transportation, the environment, public safety, emergency services, aging, early education, workforce development, community development and more. Local dues also support initiatives that are not funded by these grants but are important to the region. A fact sheet with more information about the many regional programs underway is enclosed.

The past few years we have tried to keep pace with inflation, implementing minimal increases each year. As we advised last spring, the MARC Board of Directors approved a 2% increase in dues for 2018. For budget planning, please know that we are projecting a 2% increase for 2019 also. The attached invoice includes voluntary dues for the various programs that you participate in. We hope your budget will allow for continued support of these important programs.

We appreciate your ongoing support and active participation in the Mid-America Regional Council. Your contributions are a critical part of the work we do together. Please call if you ever have any questions or ideas about how we can better serve the region.

Sincerely,

A handwritten signature in dark ink, appearing to read "David A. Warm".

David A. Warm
Executive Director

Enclosures

Chair
Carol Suter
Councilmember
Gladstone, Missouri

1st Vice Chair
Rob Roberts
Commissioner
Miami County, Kansas

2nd Vice Chair
Jimmy Odom
Commissioner
Cass County, Missouri

Treasurer
Harold Johnson Jr.
Commissioner
Unified Government
of Wyandotte County/
Kansas City, Kansas

Secretary
Carson Ross
Mayor
Blue Springs, Missouri

Executive Director
David A. Warm



Remit To:
 600 Broadway Suite 200
 Kansas City, MO 64105-1659
 Phone: (816) 474-4240
 Fax: (816) 421-7758

Invoice	D-I-0002891
Date	1/30/2018
Grant No.	Local Dues
Page	1

Bill To:

Jackson County, Missouri

 415 E. 12th Street, 2nd Floor
 Kansas City MO 64106

Return one copy with payment.

Purchase Order No.	Customer ID	MARC Contact	Shipping Method	Payment Terms	Req Ship Date	Master No.
	JACOLOCALDUES			Due on Receipt	1/30/2018	10,243
Ordered	Shipped	Item Number	Description	Unit Price	Ext. Price	
1.00	1.00	12800	Local Contribution for RHSCC Emergency Services Regio	\$32,471.00	\$32,471.00	
0.00	1.00	AGING <i>Paid by Outside Agencies</i>	Local Aging Match	\$25,947.00	\$25,947.00	
0.00	1.00	BASIC	Local Dues	\$75,943.00	\$75,943.00	
0.00	1.00	GIF	Government Innovations Forum	\$7,992.00	\$7,992.00	
0.00	1.00	GTI	Government Training Institute	\$5,736.00	\$5,736.00	
					Subtotal	\$148,089.00
					Misc	\$0.00

MARC Emergency Services and Local Dues

January 1, 2018 to December 31, 2018

Entity Name	Emergency Services*	Basic Local Dues*	Voluntary Dues*	GIF Dues*	GTT Dues**	Aging Local Match*	Combined Total
Cass County	\$ 4,804	\$ 19,120		\$ 3,995	\$ 717	\$ 1,508	\$ 30,144
Clay County	\$ 10,908	\$ 28,161		\$ 5,326	\$ 2,868	\$ 3,020	\$ 50,283
City of Independence	\$ 10,137	\$ 14,989		\$ 6,658	\$ 4,301	\$ 3,020	\$ 39,105
Jackson County	\$ 32,471	\$ 75,943		\$ 7,992	\$ 5,736	\$ 25,947	\$ 148,089
City of Kansas City, Mo	\$ 40,221	\$ 58,990		\$ 9,989	\$ 14,342	\$ 36,192	\$ 159,734
Platte County	\$ 4,412	\$ 11,587		\$ 3,995	\$ 1,433	\$ 1,508	\$ 22,935
Ray County		\$ 5,000		\$ 2,662	\$ 329	\$ 1,508	\$ 9,499
Johnson County, Kan.	\$ 26,806	\$ 82,484		\$ 7,992	\$ 7,170		\$ 124,452
Leavenworth County	\$ 3,700	\$ 14,670		\$ 3,995	\$ 2,151		\$ 24,516
City of Lee's Summit	\$ 7,999	\$ 11,722		\$ 5,326	\$ 2,868		\$ 27,915
Miami County		\$ 6,310		\$ 2,662	\$ 1,433		\$ 10,405
City of Olathe	\$ 11,258	\$ 16,150		\$ 6,658	\$ 3,585		\$ 37,651
City of Overland Park	\$ 15,493	\$ 22,244		\$ 6,658	\$ 3,585		\$ 47,980
Wyandotte County	\$ 13,764	\$ 30,312		\$ 6,658	\$ 5,736		\$ 56,470
City of Belton	\$ 2,014		\$ 2,473	\$ 3,331	\$ 717		\$ 8,535
City of Blue Springs	\$ 4,594		\$ 5,626	\$ 3,995	\$ 1,433		\$ 15,648
City of Claycomo	\$ 401		\$ 153	\$ 333	\$ 329		\$ 1,216
City of Edwardsville	\$ 707		\$ 464	\$ 333	\$ 329		\$ 1,833
City of Excelsior Springs	\$ 969		\$ 1,186	\$ 1,997	\$ 329		\$ 4,481
City of Gardner	\$ 1,762		\$ 2,046	\$ 3,331	\$ 717		\$ 7,856
City of Gladstone	\$ 2,229		\$ 2,719	\$ 3,995	\$ 717		\$ 9,660
City of Grandview	\$ 2,114		\$ 2,619	\$ 3,331	\$ 717		\$ 8,781
City of Leavenworth	\$ 3,105		\$ 3,772	\$ 3,995	\$ 1,433		\$ 12,305
City of Leawood	\$ 2,803		\$ 3,410	\$ 3,995	\$ 1,433		\$ 11,641
City of Lenexa	\$ 4,264		\$ 5,156	\$ 3,995	\$ 2,151		\$ 15,566
City of Liberty	\$ 2,566		\$ 3,119	\$ 3,995	\$ 717		\$ 10,397
City of North Kansas City	\$ 1,521		\$ 450	\$ 333	\$ 717		\$ 3,021
City of Prairie Village	\$ 1,885		\$ 2,295	\$ 3,331	\$ 717		\$ 8,228
City of Raymore	\$ 1,693		\$ 2,055	\$ 3,331	\$ 717		\$ 7,796
City of Raytown	\$ 2,540		\$ 3,159	\$ 3,995	\$ 717		\$ 10,411
City of Riverside	\$ 960		\$ 314	\$ 333	\$ 329		\$ 1,936
City of Shawnee	\$ 5,516		\$ 6,656	\$ 5,326	\$ 1,433		\$ 18,931
City of Basehor			\$ 494	\$ 333	\$ 329		\$ 1,156
City of Bonner Springs			\$ 783	\$ 667	\$ 329		\$ 1,779

*Based on population. **Based on number of employees.

MARC Emergency Services and Local Dues

January 1, 2018 to December 31, 2018

Entity Name	Emergency Services*	Basic Local Dues*	Voluntary Dues*	GIF Dues*	GTI Dues**	Aging Local Match*	Combined Total
City of Buckner			\$ 329	\$ 333	\$ 329		\$ 991
City of De Soto			\$ 612	\$ 667	\$ 329		\$ 1,608
City of Edgerton			\$ 179	\$ 333	\$ 329		\$ 841
City of Fairway			\$ 415	\$ 333	\$ 329		\$ 1,077
City of Garden City			\$ 176	\$ 333	\$ 329		\$ 838
City of Grain Valley			\$ 1,375	\$ 1,997	\$ 329		\$ 3,701
City of Greenwood			\$ 559	\$ 667	\$ 329		\$ 1,555
City of Harrisonville			\$ 1,072	\$ 667	\$ 717		\$ 2,456
City of Kearney			\$ 897	\$ 667	\$ 329		\$ 1,893
City of Lake Lotawana			\$ 207	\$ 333	\$ 329		\$ 869
City of Lansing			\$ 1,205	\$ 1,997	\$ 329		\$ 3,531
City of Lawson			\$ 265	\$ 333	\$ 329		\$ 927
City of Louisville			\$ 462	\$ 333	\$ 329		\$ 1,124
City of Merriam			\$ 1,177	\$ 1,997	\$ 717		\$ 3,891
City of Mission			\$ 998	\$ 667	\$ 329		\$ 1,994
City of Mission Hills			\$ 374	\$ 333	\$ 329		\$ 1,036
City of Oak Grove			\$ 822	\$ 667	\$ 329		\$ 1,818
City of Osawatomie			\$ 476	\$ 333	\$ 329		\$ 1,138
City of Paola			\$ 599	\$ 667	\$ 329		\$ 1,595
City of Parkville			\$ 594	\$ 667	\$ 329		\$ 1,590
City of Peculiar			\$ 493	\$ 333	\$ 329		\$ 1,155
City of Platte City			\$ 502	\$ 333	\$ 329		\$ 1,164
City of Pleasant Hill			\$ 868	\$ 667	\$ 329		\$ 1,864
City of Pleasant Valley			\$ 317	\$ 333	\$ 329		\$ 979
City of Richmond			\$ 620	\$ 667	\$ 329		\$ 1,616
City of Roeland Park			\$ 720	\$ 667	\$ 329		\$ 1,716
City of Smithville			\$ 901	\$ 667	\$ 329		\$ 1,897
City of Spring Hill			\$ 582	\$ 667	\$ 329		\$ 1,578
City of Sugar Creek			\$ 358	\$ 333	\$ 329		\$ 1,020
City of Tonganoxie			\$ 535	\$ 333	\$ 329		\$ 1,197
City of Weatherby Lake			\$ 184	\$ 333	\$ 329		\$ 846
City of Weston			\$ 176	\$ 333	\$ 329		\$ 838
City of Westwood			\$ 161	\$ 333	\$ 329		\$ 823

*Based on population. **Based on number of employees.

LOCAL DUES » REGIONAL PROGRESS

MEMBERSHIP DUES contributed by local governments make up only 1.4 percent of MARC's total annual revenue, but have a significant impact on programs of importance to metro area cities and counties.

PROJECTED 2018 REVENUES*	
Federal, State & Private Grants	\$54,646,220
Contributed Services (Non-Cash)	\$10,255,646
Program & Other Income	\$1,955,006
Local Government Dues	\$959,752
TOTAL	\$67,816,624

Local dues provide a foundation for a broad range of regional programs and initiatives, and often serve as matching funds to leverage federal, state and private grants.

The nine counties and six largest cities in the region (named as incorporating members in MARC's bylaws) pay annual dues calculated on a per-capita basis. The five counties on the Missouri side of the region and the cities of Independence and Kansas City, Missouri, also pay an annual match (calculated per capita) as part of MARC's Area Agency on Aging.

Other cities in the MARC region are asked to pay basic dues based on population. In addition, all communities are asked to make program-specific voluntary contributions as described to the right.

***Note: 74.2 percent of MARC's cash revenue is passed through to local governments and service providers.**



MID-AMERICA REGIONAL COUNCIL

Mid-America Regional Council
600 Broadway, Suite 200
Kansas City, Missouri 64105
816-474-4240 | www.marc.org

Questions?

Contact Carol Gonzales, Director of Finance and Administration, 816-701-8206 or cgonzales@marc.org

VOLUNTARY DUES support regional programs developed by and for local governments to accomplish specific goals.

Government Training Institute

GTI provides high-quality training to local government employees, including open enrollment courses, certificate programs and customized training. Member local governments receive a 15 percent discount on registration fees and materials. Since its inception, GTI has served over 150,000 participants. Courses are updated frequently to meet emerging needs of local governments. *Dues are calculated based on the number of employees in a jurisdiction.*

Government Innovations Forum

Through the Government Innovations Forum, city and county managers meet regularly to share best practices and address common challenges. The Managers Roundtable has led the development of numerous shared services that help local governments save money and increase efficiency. *Dues are calculated based on population.*

Homeland Security and Emergency Services

Following significant decreases in federal and state funding for homeland security, the MARC Board of Directors and Regional Homeland Security Coordinating Committee established a voluntary contribution plan for local governments to help sustain planning and coordination, training and exercise programs, information sharing systems and specialized equipment. *Dues are based on population. Smaller cities were not initially asked to contribute, but may be added in the future.*

Salary Survey

Each year, MARC conducts a salary survey of local governments to provide comparative data for use when reviewing salaries and pay plans. MARC uses a web-based system to collect salary information and allow participating governments the opportunity to view, update and compare salary data throughout the year. *Dues are calculated based on number of employees.*



MARC coordinates a wide variety of regional initiatives that benefit local governments both directly and indirectly. Some examples include:



Efficient Transportation

- Transportation policy development
- Long-range transportation planning
- Transportation investment planning and programs
- Mobility, access and equity
- Active transportation
- Freight movement
- Smart Moves transit planning
- Operation Green Light
- Rideshare
- Destination Safe Coalition



Healthy Environment

- Natural resource inventory
- Green infrastructure
- MetroGreen trails planning
- Air quality
- Solid waste management
- Energy efficiency initiatives
- Watershed management and water quality
- Climate resilience
- Alternative fuel initiatives



Emergency Response Capability

- Regional 911 System
- Interoperable communications
- Homeland security coordination
- LEPC hazardous materials planning
- MARCER emergency medical services
- Health care coalition
- MEMC emergency management and preparedness



Healthy People and Families

- Homelessness Management Information System
- Managed Services Network
- Access to health care
- Area Agency on Aging
- KC Communities for All Ages
- Double Up Food Bucks nutrition incentives
- Early Learning
- Mid-America Head Start



Effective Government

- Legislative advocacy
- Government Training Institute
- Government Innovations Forum
- Cooperative purchasing and shared services
- Collaborative interlocal initiatives
- Small cities program
- GIS mapping services
- Regional research and analysis
- Community engagement



Competitive Economy

- KC Rising partnership
- Regional Workforce Intelligence Network
- Talent-to-Industry Exchanges
- Economic research and analysis
- GradForce KC and KC Degrees educational attainment
- Economic Development District



Vibrant Places

- Sustainable Places policy development
- Land use/development initiatives
- Planning Sustainable Places grants
- Targeted redevelopment planning
- First Suburbs Coalition
- Fair housing
- Emerging issues