

# JACKSON COUNTY LEGISLATURE COVID UPDATE

*January 12, 2022*



JACKSON COUNTY HEALTH DEPARTMENT

# TRENDS



JACKSON COUNTY HEALTH DEPARTMENT



# LOCAL TRENDS

- The weekly overall COVID-19 case rate in Eastern Jackson County has **increased** every week since the week of 10/24/21. The current case rate is **1227.17 per 100,000 population**, which is 10 times higher than the CDC designation for “High Transmission.”
- The COVID-19 case rate for unvaccinated individuals for the week of 12/26/21 was **2.45 times higher** than the case rate for fully vaccinated individuals.
- The week of 1/2/22 saw the **most** cases in children under the age of 5 compared to any other week in the pandemic. This is the fifth record-setting week in a row.
- The week of 1/2/22 had not only the **highest number of tests** conducted in one week (12,142), but it also had the **highest percent positive** compared to any other time in the pandemic (36.0%).
- Daily Average New Hospitalizations across the region remain high at **245 hospitalizations per day** - a change of 9.36% over last week.



# CASES

**Confirmed Cases: 41,546  
+2,731**

**Probable Cases: 11,528  
+680**

**Deaths: 614  
+18**

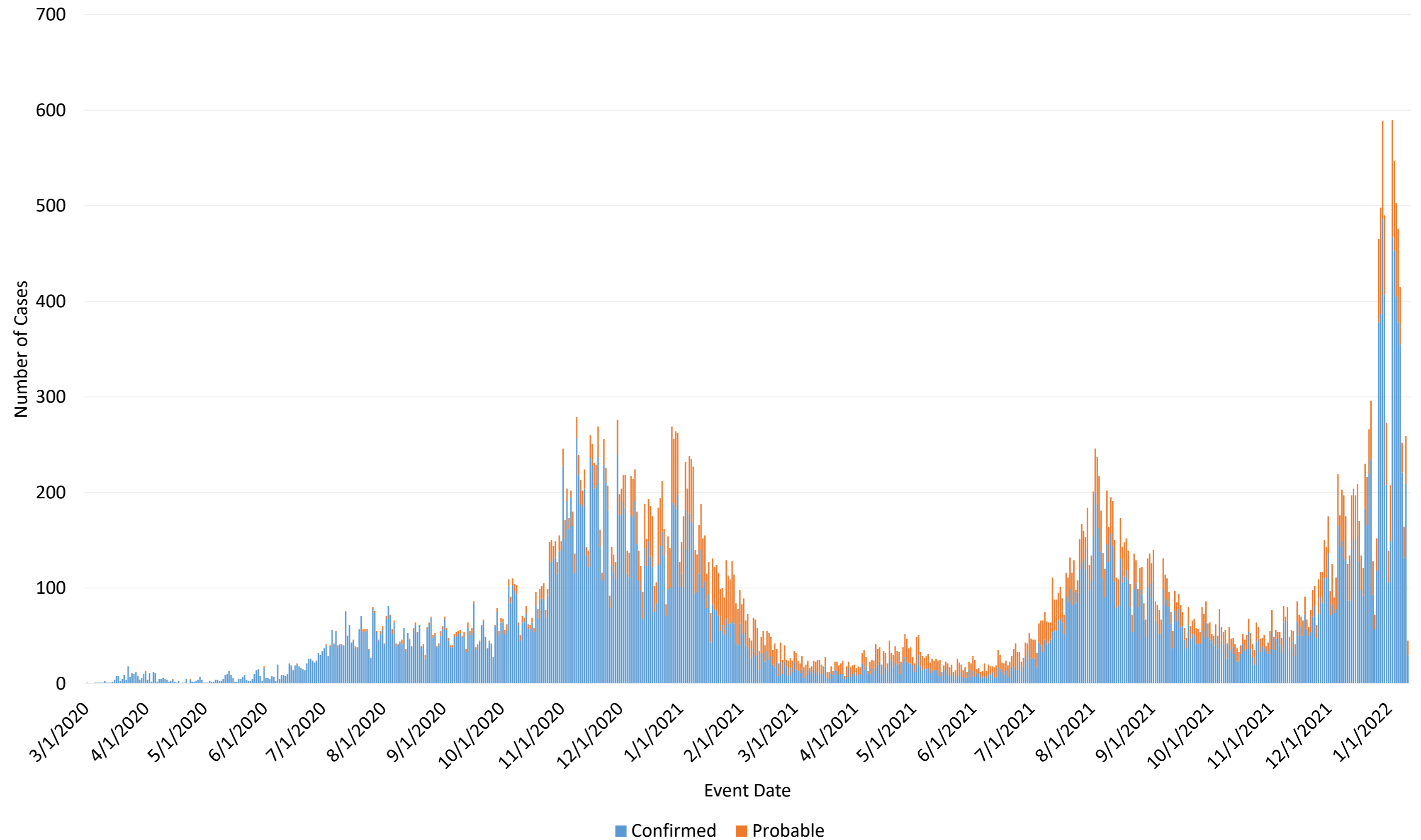
## 7-Day Average Daily New Cases

<u>Week</u>	<u>Average</u>
Week 12/5	172.29
Week 12/12	177.86
Week 12/19	189.86
Week 12/26	372.29
Week 1/2*	427.29

## 7-Day Case Rate per 100,000

<u>Week</u>	<u>Case Rate</u>
Week 12/5	444.17
Week 12/12	458.53
Week 12/19	489.47
Week 12/26	959.79
Week 1/2*	1,101.58

COVID-19 Cases by Event Date and Case Status, Eastern Jackson County, 2020-2022



\*still receiving data and case reports – value incomplete.



JACKSON COUNTY HEALTH DEPARTMENT

@JacksonCountyHD



# PERCENT POSITIVE

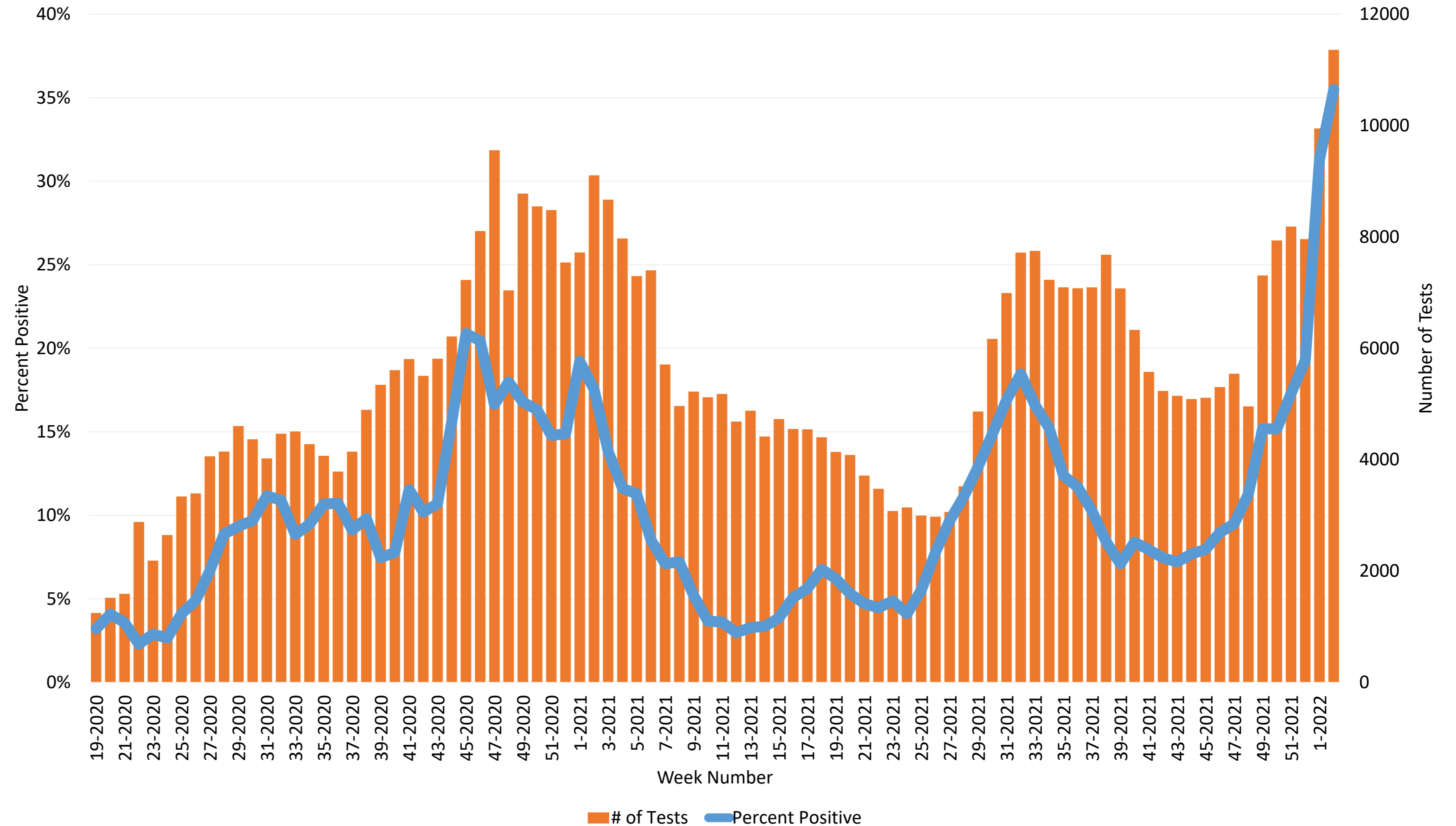
## # Tests Per Week

<u>Week</u>	<u>Count</u>
Week 12/5	7,937
Week 12/12	8,186
Week 12/19	7,961
Week 12/26	9,948
Week 1/2*	11,360

## Percent Positive

<u>Week</u>	<u>Count</u>
Week 12/5	15.17%
Week 12/12	17.29%
Week 12/19	19.27%
Week 12/26	31.30%
Week 1/2*	35.50%

Percent Positive and Number of COVID-19 Specimens Collected by Week, Eastern Jackson County, 2020-2022



JACKSON COUNTY HEALTH DEPARTMENT

@JacksonCountyHD



\*still receiving data and case reports – value incomplete.

# CDC Criteria- Level of Community Transmission

Indicator	Low Transmission (Blue)	Moderate Transmission (Yellow)	Substantial Transmission (Orange)	High Transmission (Red)
Total new cases per 100,000 persons in the past 7 days	0-9.99	10-49.99	50-99.99	>100
Percentage of NAATs that are positive during the past 7 days	0-4.99%	5-7.99%	8-9.99%	>10.0%

Data Source	New Cases per 100,000	Percent Positivity	Level of Transmission	Comment:
CDC	2,466.68	37.36%	High	Includes all of Jackson County
DHSS	986	35.4%	High	Only includes PCR Results
JACOHD	1,101.58	35.50%	High	Includes PCR & Antigen Results

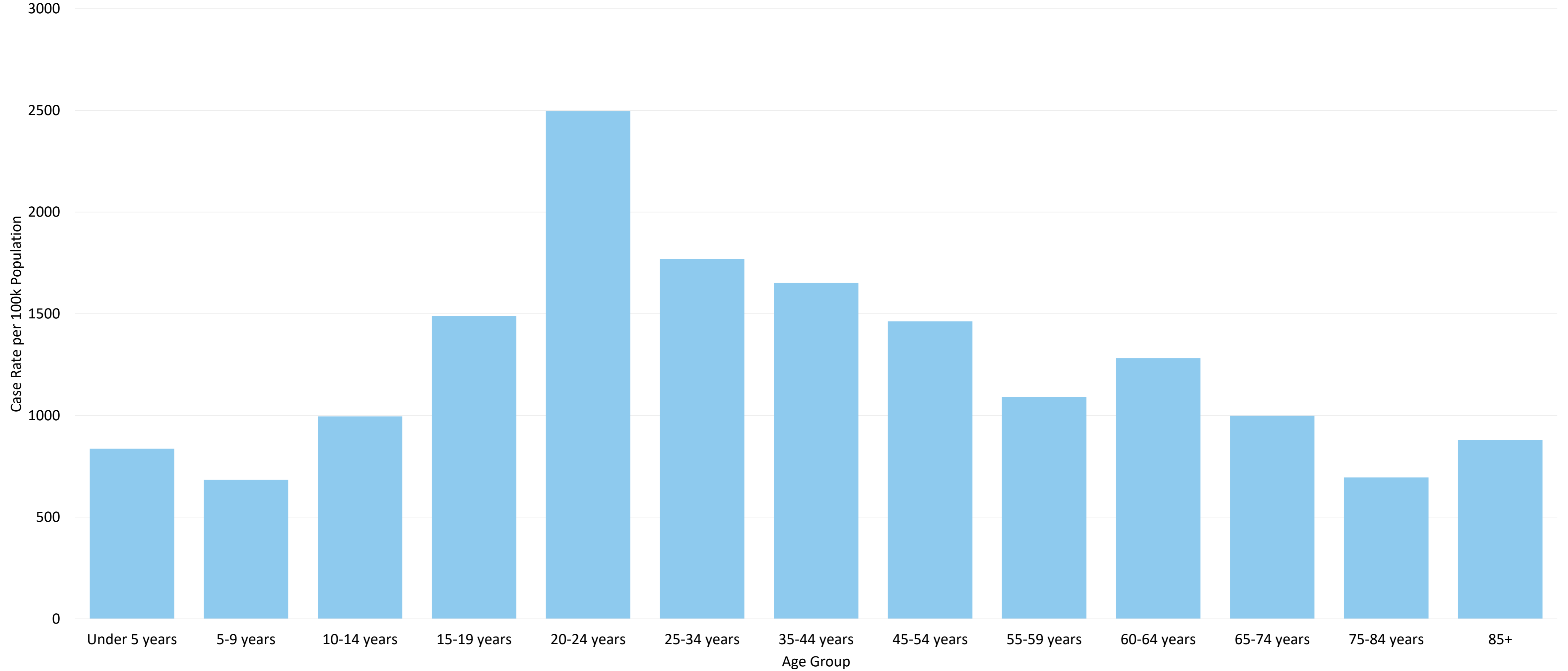
Data Accessed: December 8, 2021

**CDC Guidance for areas in High or Substantial Levels of Community Transmission: Everyone in Jackson County, Missouri should wear a mask in public, indoor settings.**



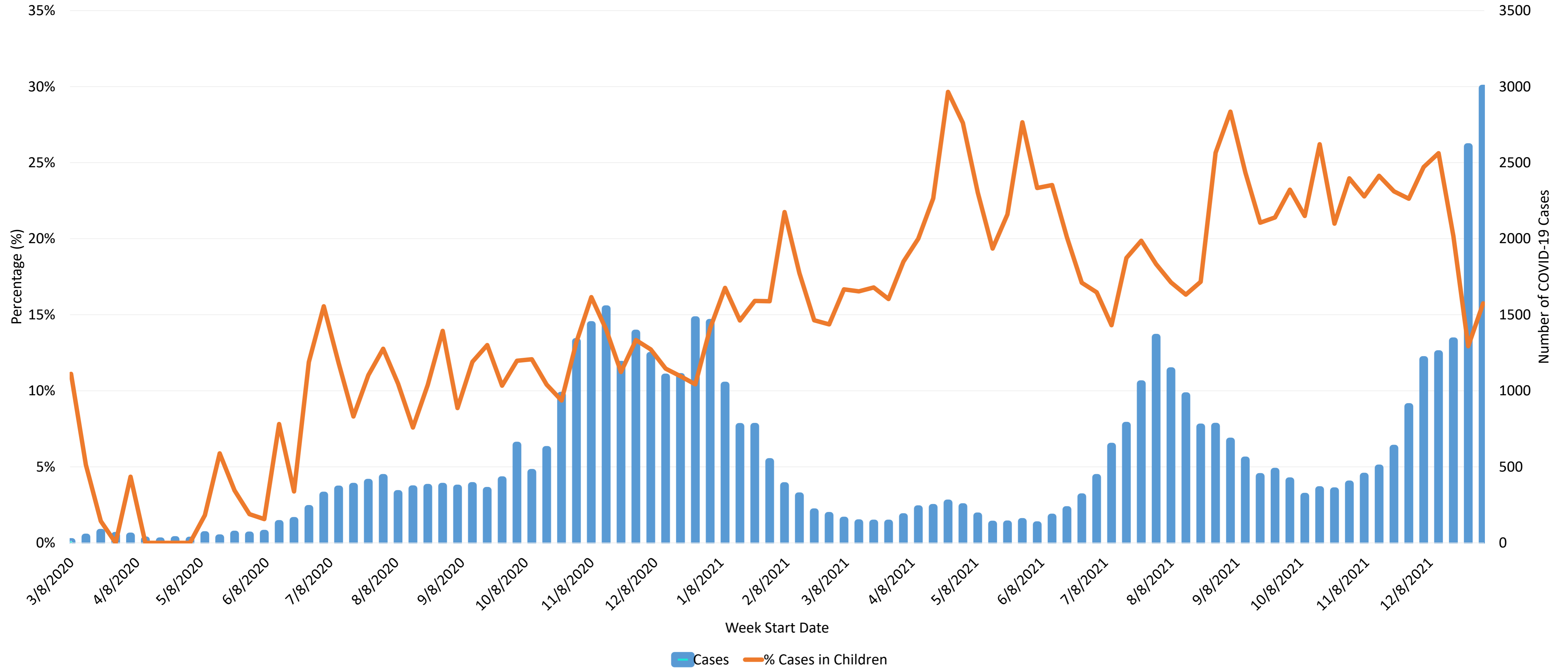
# COVID-19 CASE RATE BY AGE GROUP, JANUARY, 2022

COVID-19 Case Rate per 100k Population by Age Group, Eastern Jackson County, January, 2022



# COVID-19 CASES AMONG SCHOOL-AGED CHILDREN BY WEEK

Percentage of COVID-19 Case-Patients 5-18 Years of Age and Total COVID-19 Cases by Week, Eastern Jackson County, 2020-2022



JACKSON COUNTY HEALTH DEPARTMENT

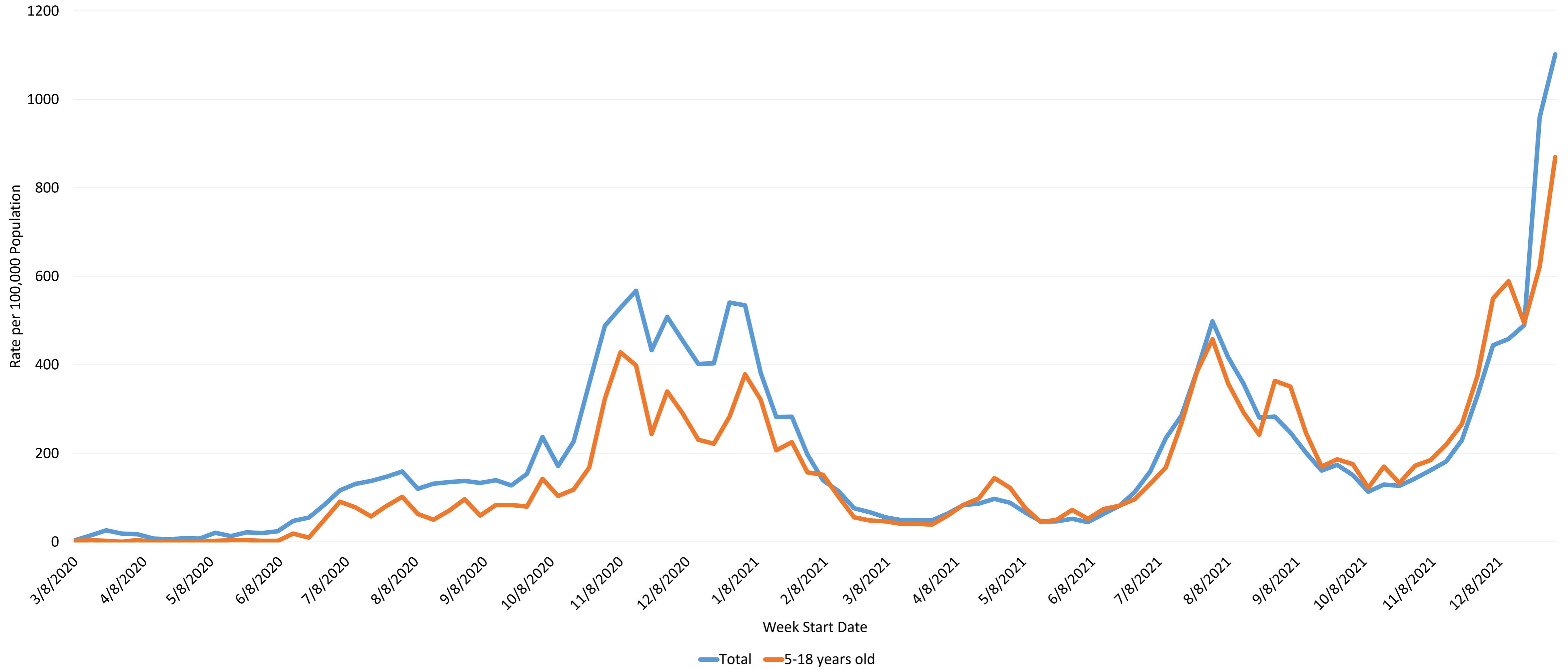
@JacksonCountyHD





# COVID-19 CASES IN SCHOOL-AGED CHILDREN

COVID-19 Case Rate per 100,000 Population among School-Aged Children Compared to General Population by Week and Age Group, Eastern Jackson County, 2020-2022



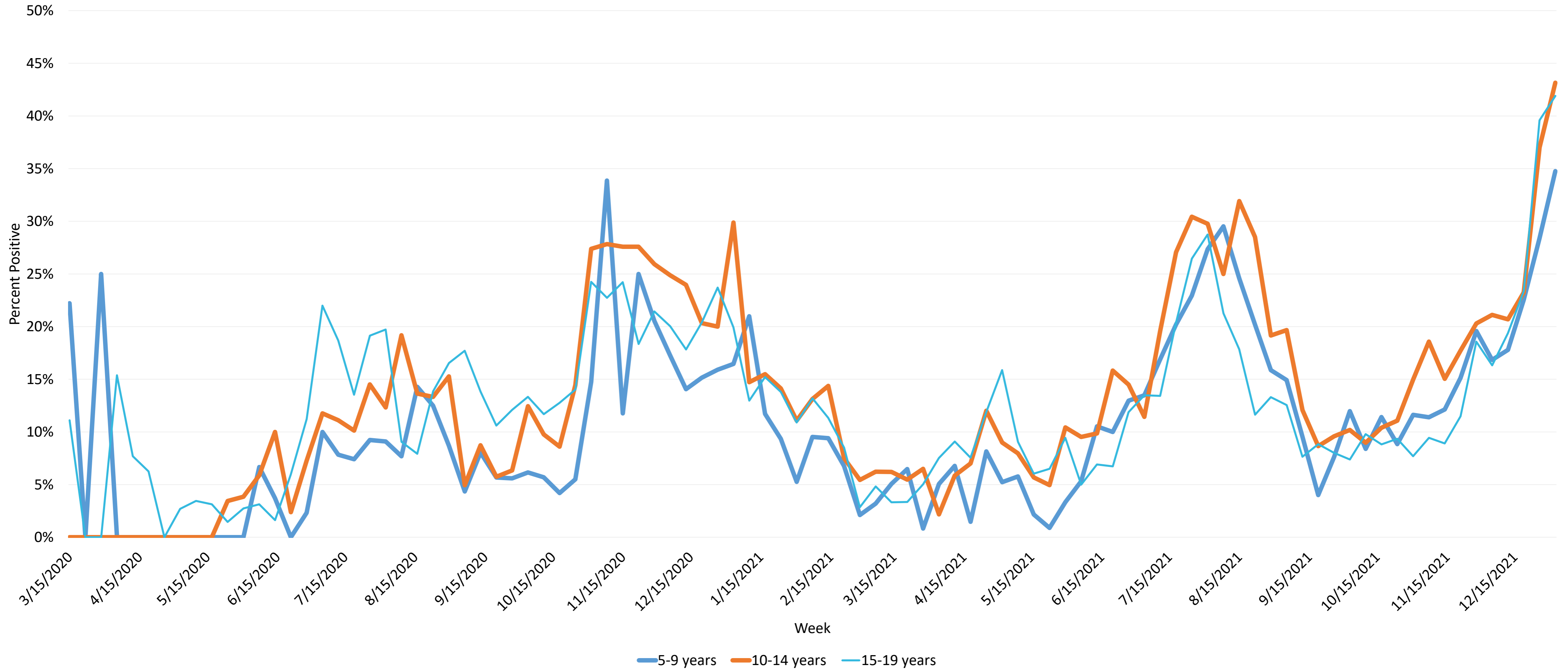
JACKSON COUNTY HEALTH DEPARTMENT

@JacksonCountyHD



# COVID-19 PERCENT POSITIVITY IN SCHOOL-AGED CHILDREN

Percent Positive of COVID-19 Specimens Collected among School-Aged Children by Week and Age Group, Eastern Jackson County, 2020-2022



JACKSON COUNTY HEALTH DEPARTMENT

@JacksonCountyHD



# VACCINATIONS

- The 25-34 age group has the lowest vaccination completion percentage of all fully eligible age groups (49.37%), with the exception of the newly authorized 5-11 year olds. The 25-34 age group continuously maintains among the highest case rates as well, currently holding the highest COVID-19 case rate for the month of December.
- The number of people who are receiving a booster COVID-19 dose is inadequate to stall the surge of COVID-19 infections.
- As a population, vaccination rates are inadequate to prevent another surge of COVID-19 cases.

Total Vaccinated (Total Pop)	
% Initiated	60.47%
% Completed	53.63%
% Fully Vaccinated	33.77%

Total Vaccinated (Eligible)	
% Initiated	64.91%
% Completed	57.56%
% Fully Vaccinated	36.25%

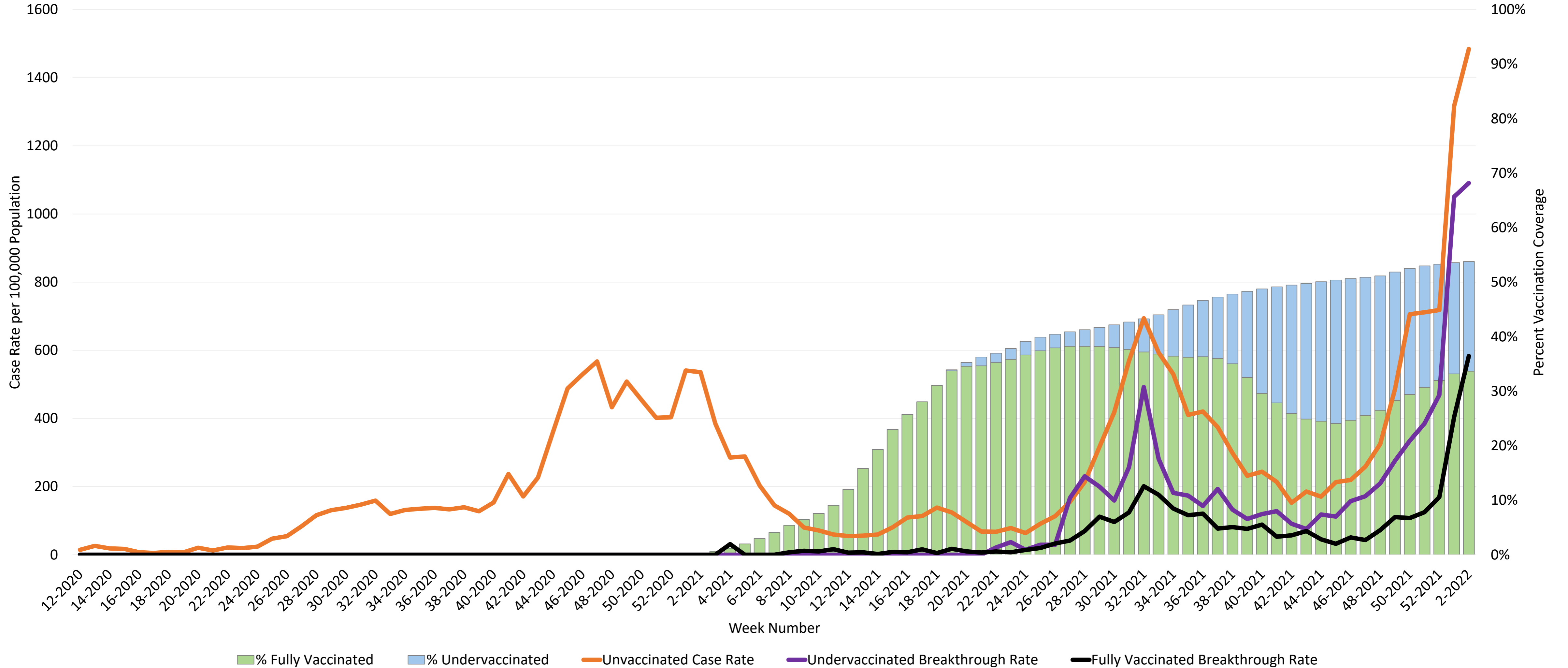
Vaccination data as of 1/7/2022

\* Boosted percentage is the percentage of people who completed a vaccination series and are boosted or eligible



# COVID-19 CASE RATE BY VACCINATION STATUS

COVID-19 Vaccination Coverage Percentage and Case Rate per 100,000 Population by Week and Breakthrough Case Designation, Eastern Jackson County, 2020-2022



JACKSON COUNTY HEALTH DEPARTMENT

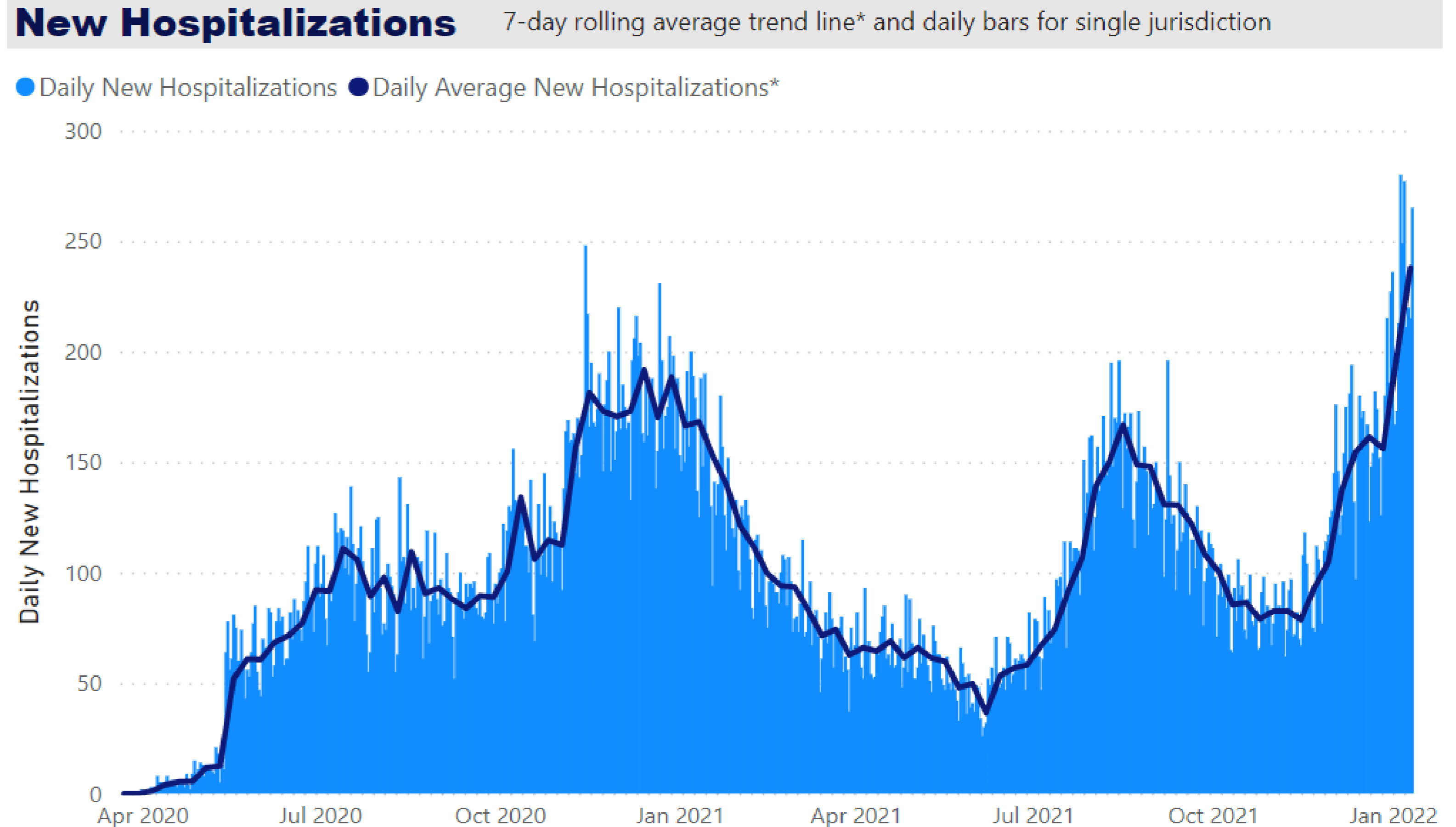
Unvaccinated: Has not completed a COVID-19 vaccination Series  
 Undervaccinated: Has completed a COVID-19 vaccination series, but did not receive a booster when due  
 Fully Vaccinated: Has completed a COVID-19 vaccination series and, if due, received a booster dose

@JacksonCountyHD



# STRAIN ON THE HEALTH CARE SYSTEM

- Daily Average of New Hospitalizations for the MARC region increased substantially, from 198 daily new hospitalizations on 1/5 to 238 on 1/12, marking a 20.3% increase in the last week.
- This is the highest number of daily new hospitalizations experienced in the pandemic.
- HCA is also postponing procedures “because we are not only facing the highest number of COVID patients we have ever seen, but that is in the face of some of the most extreme staffing shortages we’ve ever seen as well,” said Dr. Kim Megow.
- “December saw a five-fold increase in the number of patients who have died while waiting for a transfer from an emergency room, Dr. Richard Watson said. Some of them waited as much as 20 hours in the emergency room, and then died before they could be transferred, he said.”



Source: <https://marc2.org/covidhub/>  
Data Accessed: January 12, 2022

\*SOURCE: <https://www.youtube.com/watch?v=Nz62gGguXhw>



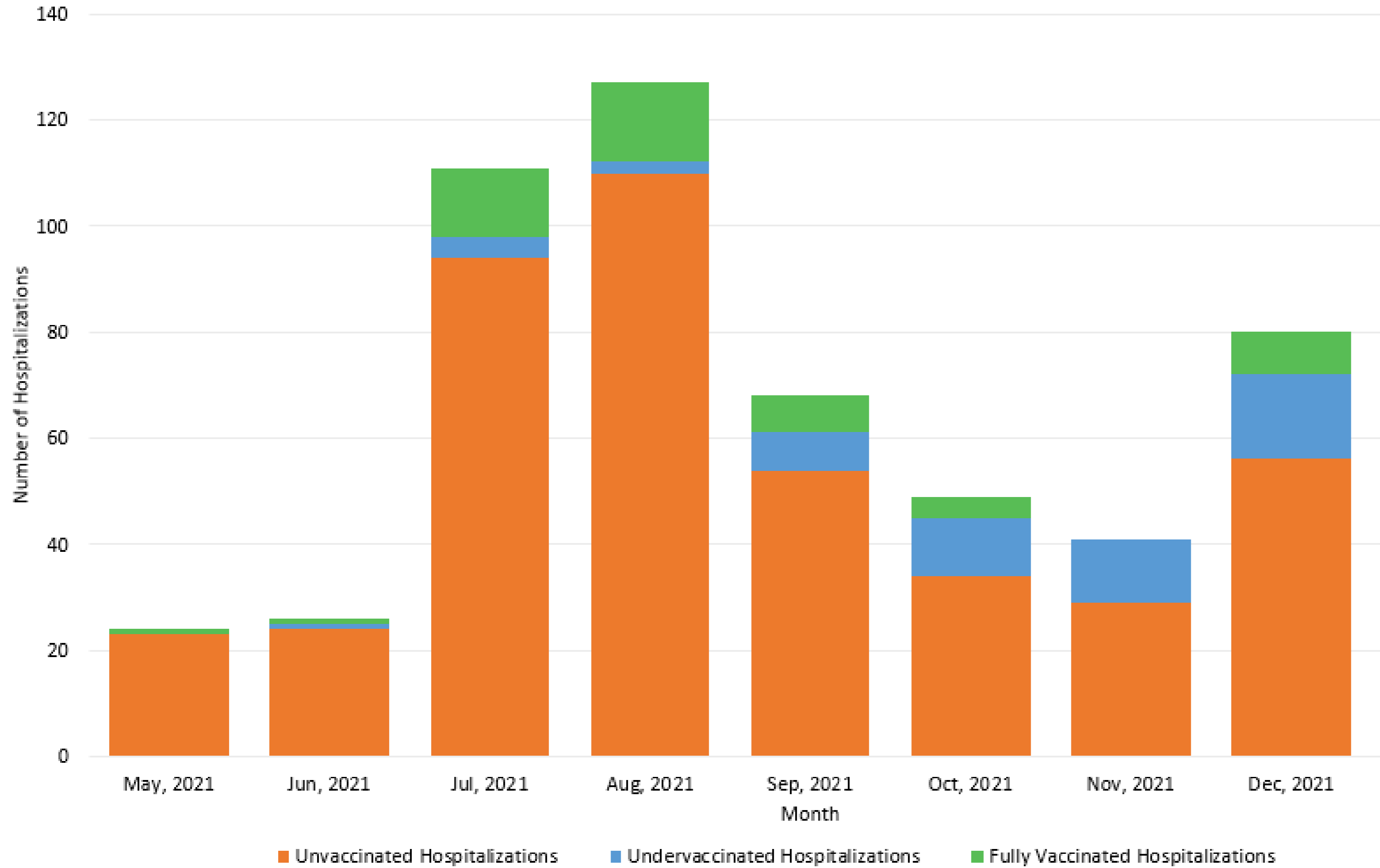
JACKSON COUNTY HEALTH DEPARTMENT

@JacksonCountyHD



# EJC COVID-19 HOSPITALIZATIONS BY VACCINATION STATUS

Average Age and Number of COVID-19 Hospitalizations by Vaccination Status and Month, Eastern Jackson County, 2021



- Unvaccinated: Has not completed a COVID-19 vaccination Series
- Undervaccinated: Has completed a COVID-19 vaccination series, but did not receive a booster when due
- Fully Vaccinated: Has completed a COVID-19 vaccination series and, if due, received a booster dose



# Community Mitigation Strategies

“As communities adjust mitigation strategies, they should ensure that the healthcare system capacity will not be exceeded. Communities need to assure healthcare systems have adequate staffing, a surplus of inpatient and ICU beds, and critical medical equipment and supplies such as PPE.”\*

- Vaccination
- Testing
- Contact Tracing
- Isolation & Quarantine
- Social Distancing & Gathering Limits
- Mask Wearing
- Healthy Behaviors (Hygiene)



JACKSON COUNTY HEALTH DEPARTMENT

\* <https://www.cdc.gov/coronavirus/2019-ncov/community/community-mitigation.html#:~:text=CDC%20recommends%20universal%20indoor%20masking,layered%20prevention%20strategies%20in%20place.>





# RECOMMENDATIONS

Due to the extreme level of community transmission, the health care crisis, and the impacts to schools and public safety, the Jackson County Health Department recommends mask wearing, regardless of vaccination status, in all indoor places within Eastern Jackson County, including schools. Residents should seek COVID-19 vaccination and/or an appropriate boosters as soon as possible.

@JacksonCountyHD

